



Nature's Premier Collagen & Hyaluronic Acid

Beauty From Within...
Starts Here.

Beauty From Within

- Reducing Wrinkles and Fine Lines
- Improving Skin Tone
- Smooth and Supple Skin
- Improving Hydration



Exclusively distributed by:

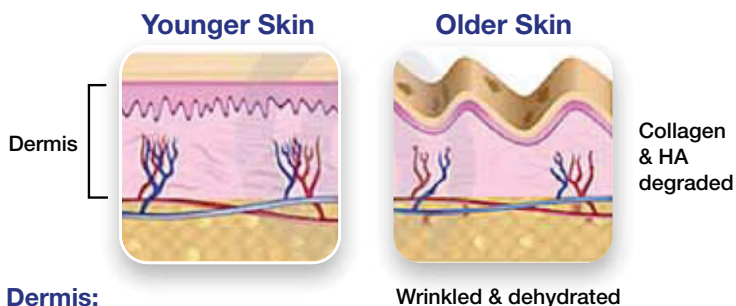


©2011 BioCell Technology, LLC

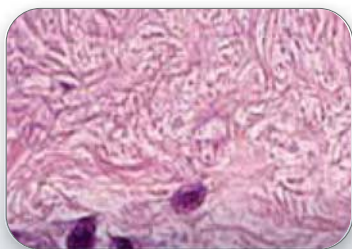
A Major Event in Skin Aging: Degradation of Collagen and Hyaluronic Acid (HA)

Maintaining the integrity of the extracellular matrix in the dermis is crucial for a youthful appearance. Both collagen and HA are key molecules essential for the healthy structure and function of the dermal matrix. Unfortunately, both natural and photoaging processes entail the degradation of collagen and HA. This gradually causes the dermal layer to be increasingly disorganized resulting in the visible aging signs such as wrinkles and fine lines as well as the dehydration and scaling of the skin.

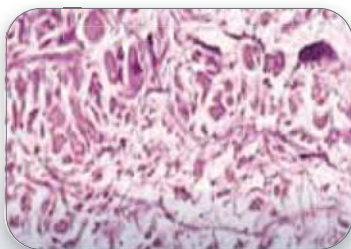
1. Loss of Collagen leads to collapse of dermal layer



Young Dermis:
Intact collagen & HA network



Aged Dermis:
Degraded collagen & HA



2. Loss of HA and Collagen leads to skin dryness and wrinkle formation

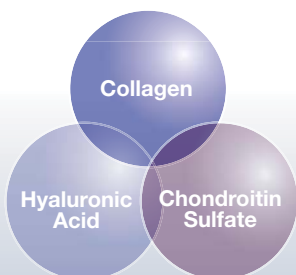
Related to skin dryness and scaling, as in plum vs prune.



The Science Behind The Technology: All Good Things Start From The Source.

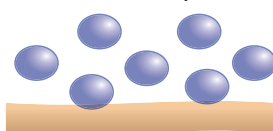
Natural Synergy

Made from sternum cartilage, nature's richest source of collagen and hyaluronic acid.



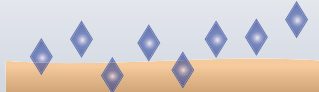
Unhydrolyzed = Large molecules

Poor absorption

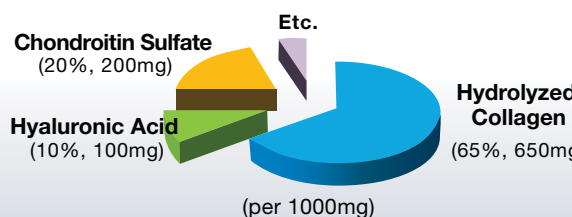


Hydrolyzed = Small molecules

Better absorption, more effective, high bioavailability



A Patented Solution: BioCell Collagen® Composition



Nature's Premier Collagen & Hyaluronic Acid

* These statements have not been evaluated by the Food and Drug Administration. This product is not intended to diagnose, treat, cure, or prevent any disease.

©2011 BioCell Technology, LLC

Counteracting a Vicious Cycle: Aging-dependent Loss of Collagen and HA

BioCell Collagen® can counteract both natural and photoaging process via multiple mechanisms including increase in collagen content and inhibition of the enzyme that breaks down HA.

Multiple mechanisms including:

- Increase in collagen
- Increase in HA
- Inhibits hyaluronidase

BioCell Collagen® Induces Multiple “Beauty From Within” Effects

1. Reduction of wrinkles and fine lines

Daily ingestion of BioCell Collagen® for 12 weeks led to a significant decrease in facial lines and wrinkles.

2. Improvement of skin texture by increasing hydration and reducing skin scaling

A majority of the study subjects enjoyed remarkable improvement of their skin tone.

3. Maintenance of the integrity and healthy level of HA

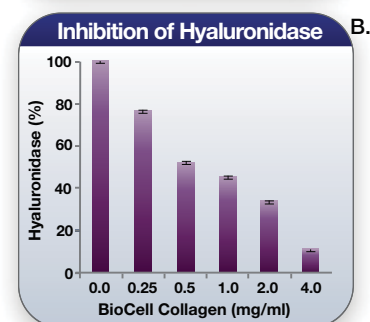
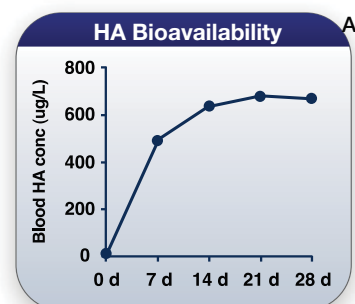
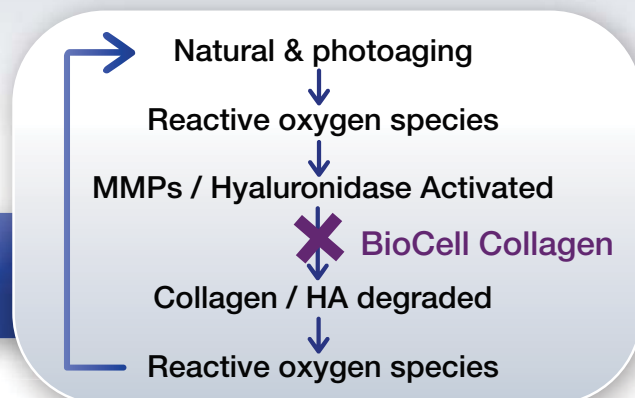
HA plays an essential role in skin hydration by retaining water in the dermis. BioCell Collagen® helps maintain healthy levels of HA not only by elevating HA levels about 60 folds (fig A) in the bloodstream but by inhibiting HA degradation (fig B).

4. Increase in collagen content

Aging process leads to the loss of dermal collagen, which is the key factor of wrinkle generation. BioCell Collagen® antagonizes it and increases collagen content in the dermis.

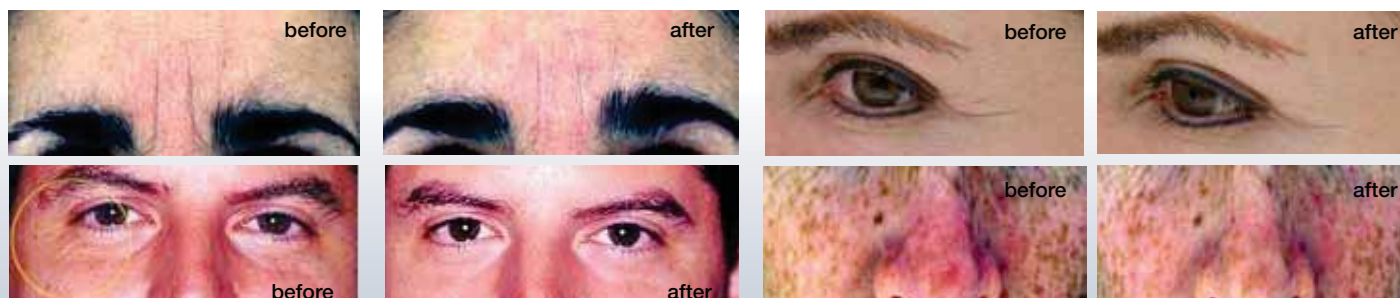
5. Enhancement of blood microcirculation in the face

Various cells reside in the skin including dermal fibroblasts which produce collagen, elastin, HA, and other ground substances that fill the skin layer. Improved blood microcirculation effectively nourishes the cells with oxygen and nutrients while removing wastes from the tissue.



BioCell Collagen® Counteracts Both Natural and Photoaging in the Face

Human Skin Study (2011) on facial aging signs (1000mg/day, 12 weeks)



* These statements have not been evaluated by the Food and Drug Administration. This product is not intended to diagnose, treat, cure, or prevent any disease.

References

1. Bhosale A. M. et al., "Articular Cartilage: structure, injuries, and review of management." Brit. Med. Bulletin. 87:77-95. (2008).
2. Eyre D., "Collagen of articular cartilage." Arthritis Res. 4:30-35. (2002).
3. Dudhia, J., "Aggrecan, aging, and assembly in articular cartilage." Cell Mol Life Sci 62: 2241-2256 (2005).
4. Bastow, E. R., "Hyaluronan synthesis and degradation in cartilage and bone." Cell Mol Life Sci 65: 395-413 (2008).
5. Oesser, S. et. al., "Stimulation of type II collagen biosynthesis and secretion in bovine chondrocytes cultured with degraded collagen," Cell Tissue Res. 399: 393-399 (2003).
6. Ghersech I., et al., "Hyaluronic acid in cutaneous intrinsic aging," Int J Dermatology 33 (2): 119-122 (1994).
7. Dai, G. et. al., "Chronic ultraviolet B irradiation causes loss of hyaluronic acid from mouse dermis because of down-regulation of hyaluronic acid synthases." 171: 1451-1461 (2007).
8. William, Judy, "Clinical study shows hyaluronic acid in BioCell Collagen II® found to have significant absorption and bioavailability," SIBR. February, 2 2004.
9. Greco RM, et al., "Hyaluronic acid stimulates human fibroblast proliferation within a collagen matrix," J Cell Physiol 177(3):465-73 (1998).
10. Meran, S. et. al., "Hyaluronan facilitates transforming growth factor-beta1-mediated fibroblast proliferation." 283: 6530-6545 (2008).
11. Fisher G. J. et al., "Collagen fragmentation promotes oxidative stress and elevates matrix metalloproteinase-1 in fibroblasts in aged human skin." 174:101-114. (2009).
12. Matsuda et al. "Effects of Ingestion of Collagen Peptide on Collagen Fibrils and Glycosaminoglycans in the Dermis," J. Nutr. Sci. Vitaminol. 52:211-215 (2006).
13. Tanaka et al. "Effects of Collagen Peptide Ingestion on UV-B-Induced Skin Damage", Biosci. Biotechnol. Biochem. 73(4) :930-932 (2009).
14. Schauss, A.G., Merkel, D.J., Glaza, S.M., Sorensonet, S.R., et al. (2007). Acute and subchronic oral toxicity studies in rats of a hydrolyzed chicken sternal cartilage preparation. Food and Chemical Toxicology, 45 (2), 315-321.
15. Alkayali, A. Biocell Technology, LLC. "Hydrolyzed collagen type II and use thereof," US Patent # 6,025, 327. February 15, 2000.
16. Alkayali, A. Biocell Technology, LLC. "Method of making hydrolyzed collagen type II," US Patent # 6,323,319. February 15, 2000.
17. Frumento R, A twelve week evaluation of the effects of daily ingestion of BioCell Collagen® on aging-associated skin conditions, IRSI, 2011.
18. Sachs DL and Voorhees JJ, Clin Pharmacol Ther, 2011, 89:34-43.

Disclaimer:

The information contained in this document (including but not limited to literature, abstracts, clinical studies, research data, historical uses, advertisements, publications and any other information that is provided in the form of email or attachment) is solely intended for the purposes of education and knowledge, and should not be used as medical advice. BioCell Technology, LLC ("BioCell") will not assume responsibility for how you use this information in the future. Not all of the clinical studies referenced and contained in this document are on the BioCell's products; the other studies are included as background information. BioCell is not making any legal representation as to the information provided herein. While efforts have been made to ensure the accuracy of the content and information contained herein, BioCell gives no warranty as to the accuracy of the information contained in the content of this document. BioCell reserves the right to withdraw or delete information at any time.



Nature's Premier Collagen & Hyaluronic Acid

For more Info., contact your distributor:

SOCHIM International SpA

Tel. +39/026 2020 Fax. +39/026 202040

Via Ghisolfi 86 - 20010 Cornaredo (Milano) - Italy

sochim@sochim.it / www.sochim.com



BioCell Collagen® is a registered trademark of BioCell Technology, LLC. US Patent Nos. 6,025,327; 6,323,319; 6,780,841; 7,091,180; 7,799,348 other US and foreign patents pending. ©BioCell Technology, LLC 2011. All Rights Reserved.

* These statements have not been evaluated by the Food and Drug Administration. This product is not intended to diagnose, treat, cure, or prevent any disease.



For more information about the science behind the technology visit:

www.biocelltechnology.com

Phone: 714.632.1231

Email: info@biocelltechnology.com

©2011 BioCell Technology, LLC